



Drivers Briefing Notes
Golden Power Series Round 1 Permit Number PIN RER8201
Date : Saturday 1st February to Sunday 2nd February 2025

General Instructions

1. **Motorsport Is Dangerous.**
You are reminded that Motorsport is Dangerous. So as to minimize risk and to ensure the continuity of the Race Meeting, please ensure that you comply with the directions given by the Officials at all times.
2. **Race Order.**
The Race Order is detailed as per issued timetable. It is the Driver's responsibility to be familiar with the Order and to be at the Grid ready to compete.
3. **Official Documentation.**
The Supplementary Regulations, Addendums and any Bulletins are official documents that will be posted on the Official Notice Board. The Notice Board is located at the steward's room between the in and out grids.
4. **Race Control.**
Access to the Race Control Tower is prohibited. The only people permitted to enter are Karting Australia Officials or those who are invited by Karting Australia Officials.
5. **Reporting to Officials.**
Should you be required to report to the Officials you will be required to present yourself to the Stewards room between the in and out grids.
6. **Entry Confirmation.**
In lieu of an administration checking session, an Official Entry List including class, race numbers, endorsement request and transponder numbers will be posted on the Official Notice Board the morning of 1st February . It is the responsibility of the Competitor to ensure that all information on the Official Entry List is correct. Any inaccuracies or discrepancies are required to be notified to the Chief Timekeeper by 8.00 am on 1st February 2025.
7. **Video Recording Systems**
Recording Medium (SD Card) Procedures
 - a) It is compulsory for all Drivers to fit a camera to their Kart in a working condition from the start of the first practice session at the Meeting. Failure to do so will result in Disqualification of the Driver from the next practice session. In the event of it being the final practice session, the Driver will start from the rear of the grid in qualifying.
 - b) A separate SD Card must be used for each Kart at a Meeting.



c) Prior to the commencement of on-track activity on each day of this meeting, the Recording Medium used in the camera fitted to a Kart must be completely cleared and reformatted.

d) No recorded vision on the Recording Medium may be deleted from the time that on-track activity has commenced on each day of a Meeting until 7:00am the next day, without the prior written permission of the Stewards

8. No Entry to The Race Track.

From 15 minutes prior to the commencement of the Competition until the completion of the Competition each day, including breaks, only Officials are permitted to enter the Race Track Area unless specific permission is obtained from either the Race Director, a Clerk of the Course or the Stewards.

9 Grid Entry

Drivers must accompany their respective kart when entering the Out grid. Only drivers and their

guardian or pit crew may enter the Out grid in readiness for their event, no spectators permitted. Grids for the Practice sessions will be posted on the notice board at the rear of the Out grid.

10 Start Procedure.

Rolling starts as per Completion Rules Chapter: 22 Start Procedure: d) Rolling Starts. Your Particular attention is drawn to d) (xvii). A driver will be permitted to accelerate only after the Start signal has been Given.


11. Cut Through.

The short-cut of the Circuit is **not** being used at this Event during the Start Procedure.

12. Aborted and Recalled Start.

If the Starter decides that a Race Start should be recalled; the following procedure will be implemented:

- Flashing yellow lights/waved yellow flags will be displayed at all light/flag points around the Racetrack.
- The Green with Yellow Chevron Flag will be displayed at the Starters Podium prior to the completion of the first lap by the Race Leader. This will be a signal to all Drivers that the Race will be restarted.
- For Rolling Start Re-starts:
 - The *new formation lap will commence* the time you pass the start line with the Green and Yellow Chevron Flag displayed.
 - It is on this lap that you need to slow down and form up in preparation for a start. Competition Rules Chapter 1 Rules 22 d) (viii) to (xxi) will apply from this point forward.



Race Restarts

Sometimes it may be necessary to stop a race because of a crash or another incident on the track, if this happens the race will be re-started in one of two ways, depending on exactly when the race was stopped.

1. First Lap Stoppage


If the race was stopped during the first lap of the race, the race will be restarted as a normal race start, after another Formation Lap, with the karts in their original starting positions, using the usual two by two / side by side starting formation. (See the illustrations on pages 26 and 27).

2. After the First Lap

However, if the race is stopped after the first full lap has been completed, the race will be restarted in single file formation (one kart behind the other) based upon the race positions at the time of the stoppage.

All other starting procedures and rules remain the same for race restarts.

A race restart after the first lap has been completed will be conducted in a single file.....



Race Restarts

Sometimes it may be necessary to stop a race because of a crash or another incident on the track, if this happens the race will be re-started in one of two ways, depending on exactly when the race was stopped.

1. First Lap Stoppage

If the race was stopped during the first lap of the race, the race will be restarted as a normal race start, after another Formation Lap, with the karts in their original starting positions, using the usual two by two / side by side starting formation. (See the illustrations on pages 26 and 27).

2. After the First Lap

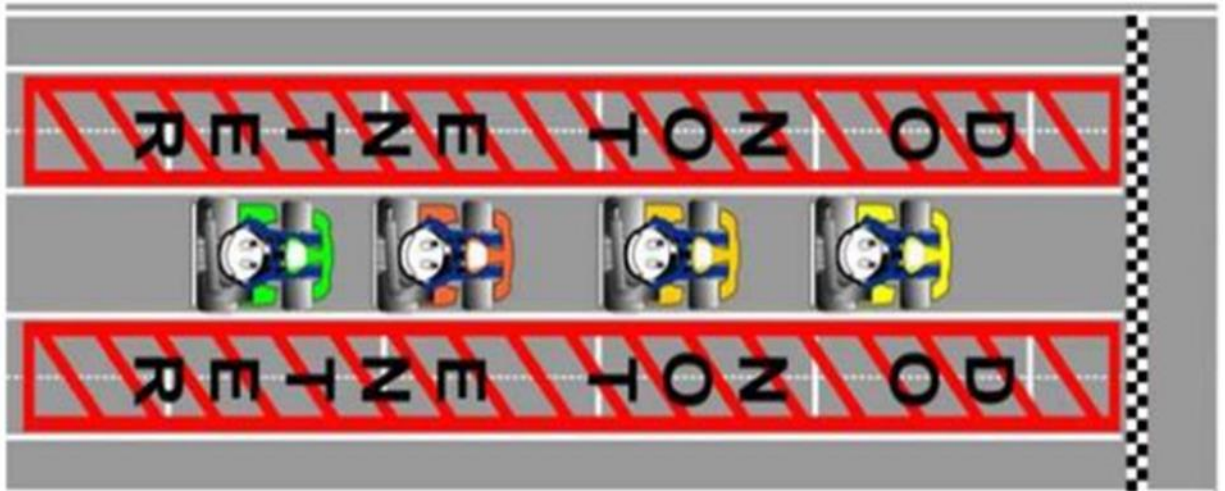
However, if the race is stopped after the first full lap has been completed, the race will be restarted in single file formation (one kart behind the other) based upon the race positions at the time of the stoppage.

All other starting procedures and rules remain the same for race restarts.

A race restart after the first lap has been completed will be conducted in a single file.....

13. Full Course Yellow.

Your attention is drawn to Competition Rules Chapter 1 Rule 24 - Race Restart Procedure. A diagram summarising the where the karts should be positioned on the restart can be found below.



14. Red Flag Stoppage.

In the event of a red flag stoppage, drivers are to put their hand up and stop slowly and safely to on the front of the outgrid unless otherwise instructed by an official. You must remain there and remain seated until instructed otherwise. Unless approval is provided from Race Control, no one other than the Officials are to approach the karts.

15. Track side Assistants.

For all Cadet 9, Cadet 12, KA3 and KA2 Races, a minimum of 3 (Three) trackside assistants are required to be located on the inside of the track. * General Rules Chapter 4 Rule 12

a) applies other than when they rendering assistance in accordance with point d) herein - "All Officials and any other person permitted inside the Circuit must remain behind protective barriers at all times during on Track Activity "

b) The Trackside Assistants are required, when safe to do so, to assist any Driver to remove their kart/s from an unsafe position in the event of an on-track incident or breakdown.

- Under no circumstances should a Trackside Assistant be filming or taking photographs during a Warmup lap, Formation lap or a Race.

- Under no circumstances should a Trackside Assistant be monitoring the progress of their driver, or any other driver, on electronic media during Qualifying or a Race.

- Under no circumstances should a Trackside Assistant coach by hand signals or in any other manner their driver, or any other driver, during Qualifying or a Race.

All assistants must wear a high visibility vest and stay in a safe position unless assisting to retrieve a Kart. A roster of Trackside Assistants will be posted on the notice board at the end of the in and out grid.

16. Kart Retrievals.

Mechanics and Parents, if your driver fails to finish a race, please be ready with your trolley to help remove karts promptly. If you do not have a mechanic and need to retrieve your kart yourself, please move your kart to a safe position and return to the Pit Area to be ready to retrieve it after the completion of the next race as directed by the Officials.

17. Crossing the Track.



A reminder that crossing the Track without permission from the Chief Steward or Clerk of Course, is NOT permitted. At no time is a Driver, Mechanic or Parent to enter the Track without permission.

18. Questions and Contact.

Contact Russell Frost (Chief Steward) or Karen Arnett (Clerk of Course) at Stewards Room.

19 Leaving Out Grid - Competition Rules Chapter 1 Rule 21 j)

20 Misconduct, Intimidation, Abuse and Threats Your attention is drawn to General Rules, Chapter 8,5 m) and u) Officials have been instructed not to tolerate improper, unacceptable, or disrespectful behavior towards our Officials and other Competitors. This includes but is not²⁶ limited to use of foul language, swearing and/or abusive conduct directed towards or at our Officials.

21. Blue and Red Double Diagonal Flag. May be displayed at this event.

22. High Visibility Safety.

General Rules, Chapter 4, Rule 12 Safety of Drivers and Officials f) When inside the Circuit, a high visibility safety vest must be worn on the upper torso as a minimum standard. Photographers and other persons authorized and/or accredited by KA are to wear the designated media vest. **The club will not be supplying High Visibility Safety Vests, is the responsibility of parents/pit crew to provide their own vests.**

23. Scales.

Do not drive on the scales, please get out and push your kart onto the scales as directed by the scale marshal.

24. Gridding.

Any errors in the grid sheets must be brought to the Clerk of Course's attention 5 minutes before the karts are released onto the track.

25. Exiting Kart Post-Race

All Drivers MUST REMAIN SEATED in their kart (not sitting on top of the seat) upon entering the in-grid at the completion of a race until direction to exit their kart is given by an Official. Any driver who leaves their kart before the instruction to exit is given may receive a penalty. Recommended Minimum Penalty - two (2) places. This is a Judge of Fact Decision by the Chief Scrutineer, Assistants and/or The Front Fairing Official.



26. Parent/Guardian's Not Attending Race Meeting with Minor.

General Rules, Chapter 1, Rule 5 d)

If a Participant is unable to be present in person at the Competition, they must nominate a representative in writing who is the holder of a valid Participant's License or is a person over the age of 18 years who is the holder of a valid Driver's License. The Participant's Licence Holder must notify the Stewards in writing, using the prescribed form, before the meeting starts. The person having charge of an entered kart during any part of a Meeting Competition is responsible jointly and severally with the Participant for the respect of all the provisions of the Rules, the ISC, the Technical Regulations, Championship Regulations, Series Regulations, Supplementary Regulations, Addendums and Bulletins pertaining to that Meeting. The form required is available to be downloaded under the forms section on www.karting.net.au under the admin tab.

27. Pit Crew/Participation Licences

Any persons who seek or require access to the circuit, the in grid, the out grid, scrutineering and parc ferme areas must hold either a current Pit Crew/Drivers licence or a Participation licence if the driver is a minor.

28. Miscellaneous

No bikes, scooters etc. to be used during the meeting, they may be confiscated for the duration of the meeting. No pets, other than assistance animals permitted at the circuit and should be clearly identified as assistance animals.

Thank you for your attention and cooperation. Good Luck, may we all have a safe competition.

Chief Steward: Russell Frost

Clerk of the Course: Karen Arnett